

General Compatibility

Do SRAM eTap AXS shift-brake levers or an eTap AXS BlipBox work with eTap 11-speed front and rear derailleurs?

Yes! SRAM RED and Force eTap AXS shift-brake levers, as well as eTap AXS BlipBox, with firmware version 2.29.4 or later, are compatible with RED eTap 11-speed front and rear derailleurs.

Rival eTap AXS shift-brake levers are not compatible with eTap 11-speed derailleurs due to differences in their electronic hardware and do not support this firmware feature.

NOTE: SRAM RED eTap 11-speed front and rear derailleurs do not require a firmware update to pair with firmware 2.29.4 compatible SRAM eTap AXS shift-brake levers and eTap AXS BlipBox.

SRAM RED eTap 11 Speed Component Compatibility

Will a firmware update for SRAM RED eTap 11-speed derailleurs be released to enable 12-speed compatibility?

No, there are no plans to make RED eTap 11-speed front and rear derailleurs compatible with 12-speed. The first generation of Red eTap front and rear derailleurs are mechanically designed for 11-speed gearing and incompatible with 12-speed chains, cassettes, and cranksets.

Will a firmware update for SRAM eTap AXS derailleurs be released to enable 11-speed compatibility?

No, there are no plans to make eTap AXS 12-speed front and rear derailleurs compatible with 11-speed. SRAM eTap AXS derailleurs are mechanically designed for 12-speed gearing and are incompatible with 11-speed chains, cassettes, and cranksets.

Can I use Blips and MultiClics when RED or Force eTap AXS shift-brake levers are paired with eTap 11-speed derailleurs?

Yes! Blips and MultiClics are compatible in this configuration.

Can I install my existing SRAM RED eTap HRD brake calipers onto RED or Force eTap AXS HRD shift-brake levers?

Yes! SRAM RED eTap HRD brake calipers are compatible with all eTap AXS brake lever assemblies. If replacing SRAM RED eTap HRD shift-brake levers from an 11-speed system, SRAM RED or Force eTap AXS HRD lever assemblies can be purchased and connected to your existing SRAM RED eTap HRD brake calipers.

MTB and Road Hydraulic Disc Brake Lever and Caliper Compatibility

If you have any questions about the correct eTap AXS shift-brake configuration for your bike, please get in touch with the SRAM Rider Support team via the [SRAM Contact form](#).

AXS App Compatibility and Supported Functions

Can I customize SRAM RED eTap 11-speed shift actions and drivetrain settings with the AXS App?

No. SRAM eTap 11-speed front and rear derailleurs cannot be connected to the AXS App. Customizing shift actions and drivetrain settings requires a complete eTap AXS or Eagle AXS system.

Can I use the SRAM AXS App to view battery levels of RED eTap 11-speed derailleurs?

No. SRAM RED eTap 11-speed front and rear derailleurs cannot be connected to the AXS App. The battery level is displayed by the component's LED when pressing the function button or performing a shift.

View the Battery Overview section of the [eTap Systems Manual](#) or [eTap HRD Systems Manual](#) for more information.

Can I create a bike profile in the SRAM AXS App when combining eTap 11-speed derailleurs with eTap AXS shift-brake levers or BlipBox?

No. SRAM eTap 11-speed front and rear derailleurs cannot be connected to the AXS App. Bike Profile creation is only possible with a complete eTap AXS or Eagle AXS system.

How-to

How do I pair SRAM eTap AXS shift-brake levers or an eTap AXS BlipBox to eTap 11-speed derailleurs?

SRAM RED and Force eTap AXS shift-brake levers or the eTap AXS BlipBox with firmware version 2.29.4 or later can be paired with RED eTap 11-speed front and rear derailleurs using the RED eTap pairing process. Rival eTap AXS shift-brake levers are not compatible with eTap 11-speed derailleurs due to differences in their electronic hardware and do not support this firmware feature.

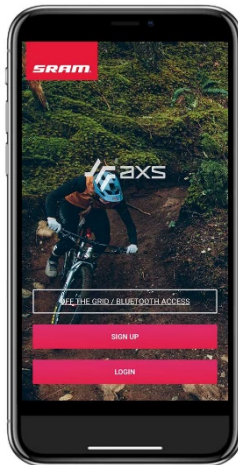
NOTE: SRAM RED eTap 11-speed front and rear derailleurs do not require a firmware update to pair with firmware 2.29.4 compatible SRAM eTap AXS shift-brake levers and eTap AXS BlipBox.

Follow the instructions below to check the firmware version of your eTap AXS shift-brake levers or eTap AXS BlipBox before completing the SRAM RED eTap pairing process.

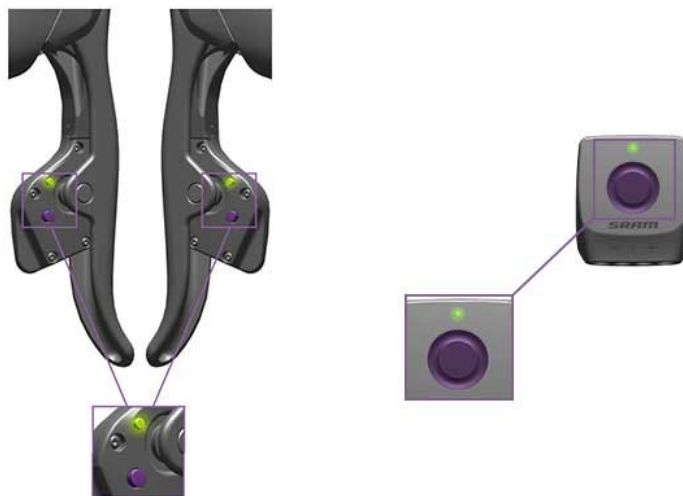
HOW TO CHECK AND UPDATE FIRMWARE

1) Open the AXS App and select one of the following.

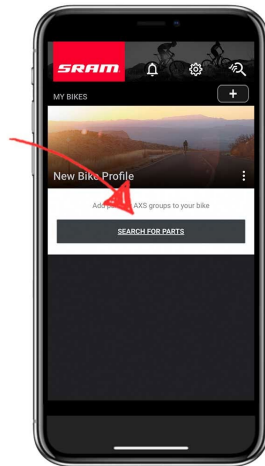
- [OFF THE GRID / BLUETOOTH ACCESS] to continue as a guest.
- [SIGN UP] to create a new account.
- [LOGIN] if you already have an account.



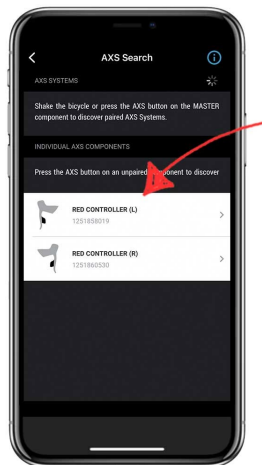
2) Wake the eTap AXS shift-brake levers or the eTap AXS BlipBox by pressing the component's AXS button.



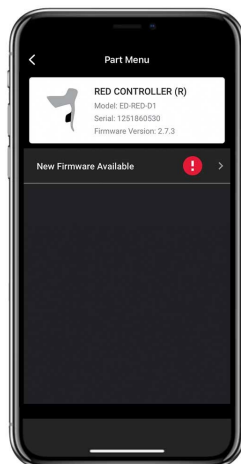
3) Ensure that Bluetooth is enabled on your mobile device and select [SEARCH FOR PARTS].



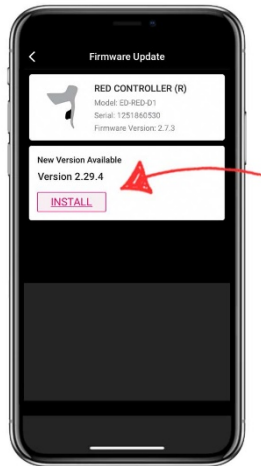
4) Select a component that appears in the list. Allow 5-10 seconds for the AXS App to connect to the selected component.



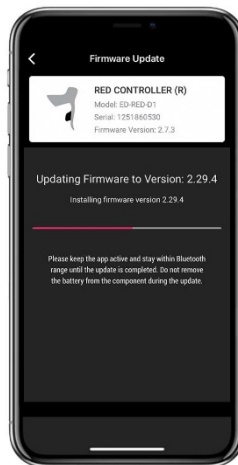
5) If firmware version 2.29.4 or later is not installed, or an update is available, select [NEW FIRMWARE AVAILABLE]



6) Select [INSTALL].

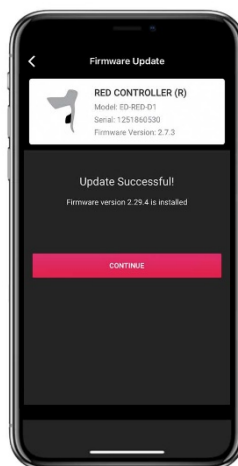


7) Press and release the component's AXS button to begin the firmware update. The component's orange/amber LED will flash rapidly, and the app will display the update progress.



TECH TIP: If the update progress does not advance within 30 seconds of pressing the component's AXS button, force quit the app and attempt the process again.

8) When the update completes, select [CONTINUE]. Repeat the firmware update process with the remaining eTap AXS shift-brake lever. If using an eTap AXS BlipBox, continue to step 9.



9) Complete the SRAM eTap pairing process to pair your RED or Force eTap AXS shift-brake levers or eTap AXS BlipBox to your RED eTap 11-speed derailleurs.

 SRAM RED eTap Pairing
SRAM ROAD:
eTAP PAIRING



 Watch on  YouTube

 Copy link



 SRAM RED eTAP Blips and BlipBox Setup
SRAM RED eTAP:
**BLIPS AND
BLIPBOX SETUP**



 Watch on  YouTube

 Copy link

